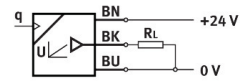




# Flow transmitter SFTE-10U-M5F-B-2.5K

Part number: 8058514

**FESTO**



 General operating condition

## Data sheet

Feature	Value
Symbol	00991853
Approval	RCM trademark
CE mark (see declaration of conformity)	To EU EMC Directive In accordance with EU RoHS Directive
UKCA marking (see declaration of conformity)	To UK instructions for EMC To UK RoHS instructions
KC mark	KC-EMV
Note on materials	RoHS-compliant
Measured variable	Mass flow rate Volumetric flow rate
Flow direction	Unidirectional
Measuring principle	Thermal
Measurement method	Heat Loss
Start value for flow rate sensing range	0 l/min
End value for flow rate sensing range	10 l/min
Operating pressure	-0.9 bar ... 10 bar
Operating medium	Compressed air to ISO 8573-1:2010 [6:4:4] Nitrogen
Media temperature	0 °C ... 50 °C
Ambient temperature	0 °C ... 50 °C
Nominal temperature	23 °C
Repetition accuracy in $\pm$ %FS	1 %FS
Analogue output	1 - 5 V
Rise time	3 ms
Min. load resistance voltage output	20 kOhm
Short circuit current rating	yes
Overload protection	Available
Operational voltage range DC	22 V ... 26 V
No-load supply current	$\leq 17$ mA
Reverse polarity protection	For all electrical connections
Electrical connection 1, connection type	Cable
Electrical connection 1, connector system	Open end
Electrical connection 1, number of connections/cores	3
Cable length	2.5 m
Material cable sheath	TPE-U(PUR)

Feature	Value
Type of mounting	In-line installation With through-hole With accessories
Mounting position	optional
Pneumatic connection	Female thread M5
Product weight	37 g
Material housing	PA-reinforced
Degree of protection	IP40
Corrosion resistance class CRC	2 - Moderate corrosion stress
LABS (PWIS) conformity	VDMA24364-B2-L
Suitability for the production of Li-ion batteries	Suitable for battery production according to the Festo internal definition of the degree of severity F1A with restrictions regarding the use of Cu/Zn/Ni
Cleanroom class	Class 4 according to ISO 14644-1